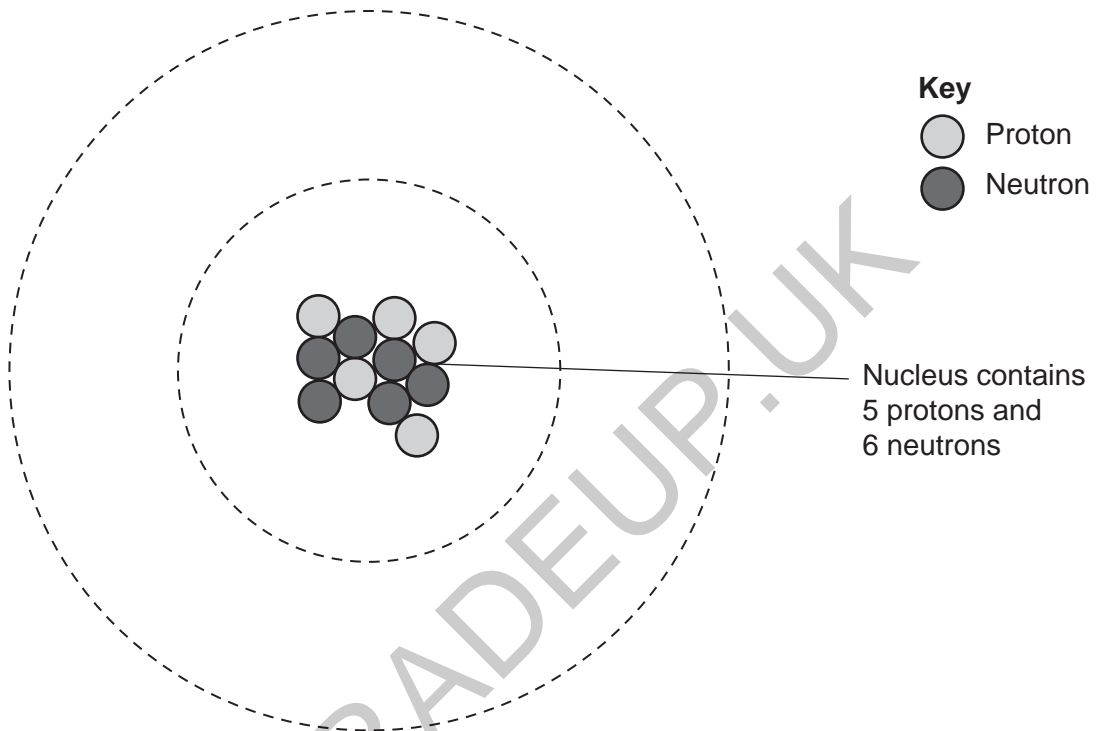


1 A student makes a model of an atom.

(a) The student uses small, coloured beads to represent the protons and neutrons in the nucleus of the model. This is shown in the diagram below.

Complete the diagram to show the correct arrangement of electrons in the atom.

Use **X** to represent each electron.



[2]

(b) Complete the sentences.

Use words from the list.

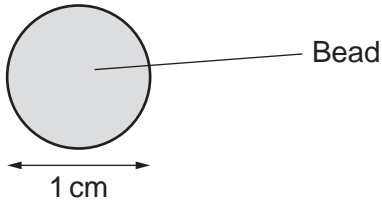
ions	negative	neutral	neutrons	positive	protons
------	----------	---------	----------	----------	---------

Atoms contain a nucleus with a charge.

The atomic number gives the number of in an atom.

[2]

- (c) The bead the student uses to represent a proton has a diameter of 1 cm.



The student finds out that an atom is 1×10^5 times larger than a proton.

If they make their model to scale, what is the diameter of the model atom?

Put a (ring) around the correct option.

100 cm **1000 cm** **10 000 cm** **100 000 cm**

[1]

- (d) The student makes models of some other atoms.

The particles in each atom are shown in the table.

Atom	Number of protons	Number of neutrons	Electron arrangement
A	3	4	2.1
B	8	8	2.6
C	12	12	2.8.2

- (i) Which atom, **A**, **B** or **C**, has the **highest** mass number?

Explain your answer.

Atom

Explanation

.....

[2]

- (ii) The student uses the table to decide **A** is a metal atom.

The student is correct.

How does the student know?

Tick (✓) **one** box.

Atom **A** has one electron in the outer shell.

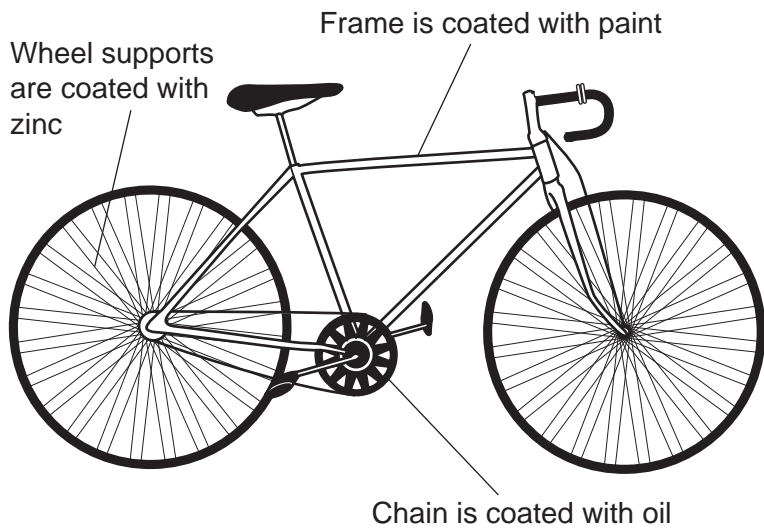
Atom **A** has two electrons in the first shell.

Atom **A** has two shells of electrons.

[1]

- 2 The parts used to make a bike contain mainly iron.

The diagram shows the methods to prevent corrosion that are used on some parts of a bike.



- (a) Some methods to prevent corrosion work by forming a protective barrier. Some work by sacrificial protection.

Draw lines to connect each **coating** with **how the coating prevents corrosion** on the bike.

Coating	How the coating prevents corrosion
Oil	Forms a protective barrier.
Paint	Works by sacrificial protection.
Zinc	

[2]

3 A scientist works in a laboratory that does research into medicines.

They use distilled water to make different formulations of medicines for testing.

(a) Which statements about formulations are **true** and which are **false**?

Tick (✓) **one** box in each row.

	True	False
Formulations are a mixture of substances.		
Formulations contain elements bonded together to make a single compound.		
The amount of each substance in a formulation is carefully controlled.		

[2]

(b) The scientist uses distilled water for their medicines.

They use simple distillation to distil tap water.

What changes happen during simple distillation?

Tick (✓) **two** boxes.

- Condensation
- Dissolving
- Evaporation
- Melting
- Precipitation

[2]

(c) Another worker says that tap water is already pure because it has been treated to kill bacteria.

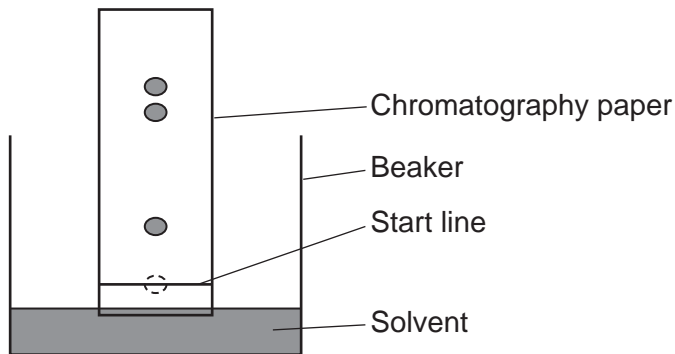
Explain why tap water is **not** a pure substance.

.....

..... [1]

- (d) The scientist uses paper chromatography to separate the substances in one of their medicines.

The diagram shows their results.



Complete the sentences to explain why the substances in the medicine separate during chromatography.

Put a (ring) around the correct options.

The substances in the medicine move up because they dissolve in the **start line / solvent**.

The chromatography paper acts as the **stationary / mobile** phase.

The distance travelled by each substance depends on its **Rf value / melting point**.

[2]

- (e) The scientist measures the melting point of some of the substances they use to make medicines.

The table below shows their results.

Substance	Melting point (°C)
A	102
B	151–156
C	2032
D	1040–1056

Which **two** substances are pure?

Explain your reasoning.

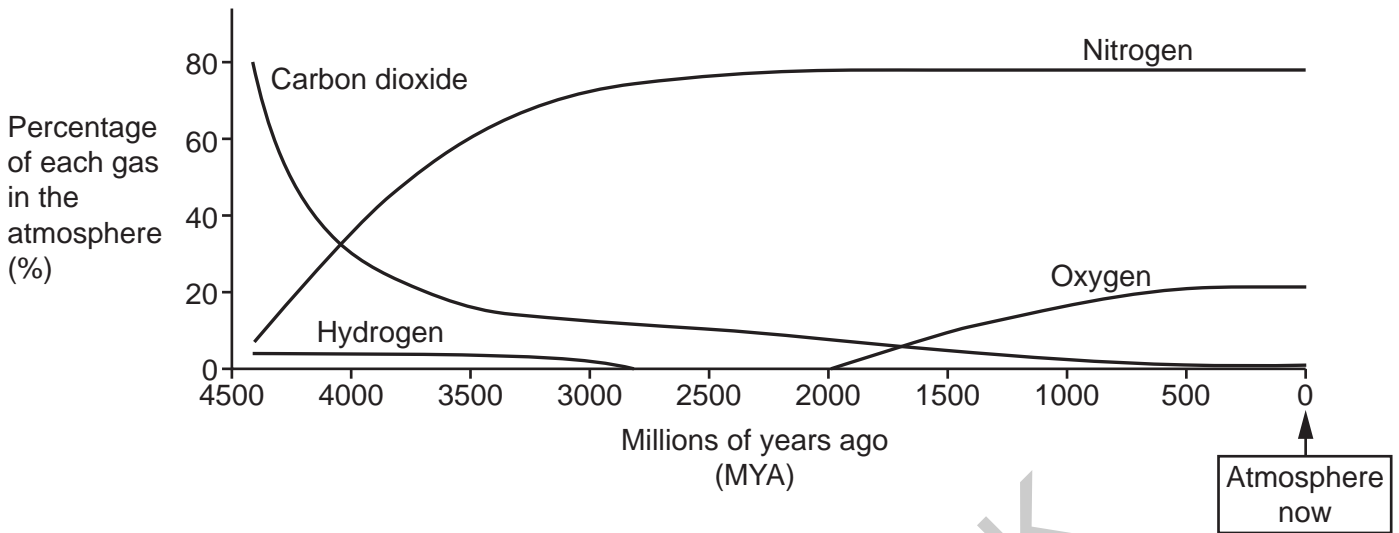
Pure substances

Explanation

.....

[2]

4 The graph shows how the percentages of some gases in the atmosphere have changed from 4400 million years ago (MYA) until now.



(a) Use the graph to predict when living things that photosynthesise first appeared on Earth.

Explain your reasoning.

Living things that photosynthesise appeared MYA.

Explanation

.....

.....

.....

[3]

(b) Which statements about the graph are **true**?

Tick (✓) **two** boxes.

All of the hydrogen left the atmosphere over 3000 MYA.

The percentage of carbon dioxide has decreased at the same rate for over 4000 million years.

The percentages of gases in the atmosphere have stayed approximately constant for the last 500 million years.

The percentage of nitrogen in the atmosphere today is similar to the percentage of carbon dioxide in the atmosphere 4400 MYA.

[2]

(c) Scientists think that the Earth’s early atmosphere came from volcanoes.

The table shows the percentage composition of gases from a volcano and in the Earth’s atmosphere 4400 MYA.

Gas	Percentage composition	
	Volcano gas	Earth’s atmosphere 4400 MYA
Water vapour	92%	5%
Carbon dioxide	4.6%	80%
Hydrogen	0.5%	4%

(i) Scientists think that water vapour from volcanoes turned into liquid water over 4000 MYA and formed the Earth’s oceans.

What does this suggest about the temperature of the Earth at that time?

Explain your reasoning.

.....

.....

.....

..... [2]

(ii) Which of these statements support the idea that the Earth’s atmosphere came from volcanoes?

Use the data in the table and the graph.

Tick (✓) **two** boxes.

Hydrogen comes from volcanoes and was in the Earth’s atmosphere 4400 MYA.

There was more water vapour in the Earth’s atmosphere 4400 MYA than in volcano gas.

The Earth’s atmosphere 4400 MYA and volcano gases both contain carbon dioxide.

The percentages of gases in the Earth’s atmosphere 4400 MYA are not the same as today.

[2]

5

- (a) Ammonium sulfate is made in an industrial process for use as a fertiliser.

In this process, aqueous ammonium carbonate reacts with **excess** solid calcium sulfate to make aqueous ammonium sulfate and a solid by-product.

ammonium carbonate + calcium sulfate → ammonium sulfate + a by-product



- (i) Which method can be used to separate aqueous ammonium sulfate from the mixture left at the end of the reaction.

Put a **(ring)** around the correct option.

Distillation

Evaporation

Filtration

Titration

[1]

- (ii) Explain the difference between what happens to by-products and waste products from industrial processes.

.....

.....

.....

..... [2]

- (b) Ammonium sulfate can also be made in a laboratory by reacting ammonia with a dilute acid:

ammonia + dilute acid → ammonium sulfate

Which dilute acid reacts with ammonia to make ammonium sulfate?

Tick (✓) **one** box.

Hydrochloric acid

Nitric acid

Phosphoric acid

Sulfuric acid

[1]

(c) Chemicals are usually made in industry in continuous processes.

Chemicals are usually made in the laboratory in batches.

(i) State **one** advantage of using continuous processes in industry.

.....
..... [1]

(ii) State **one** advantage of making chemicals in the laboratory in batches.

.....
..... [1]

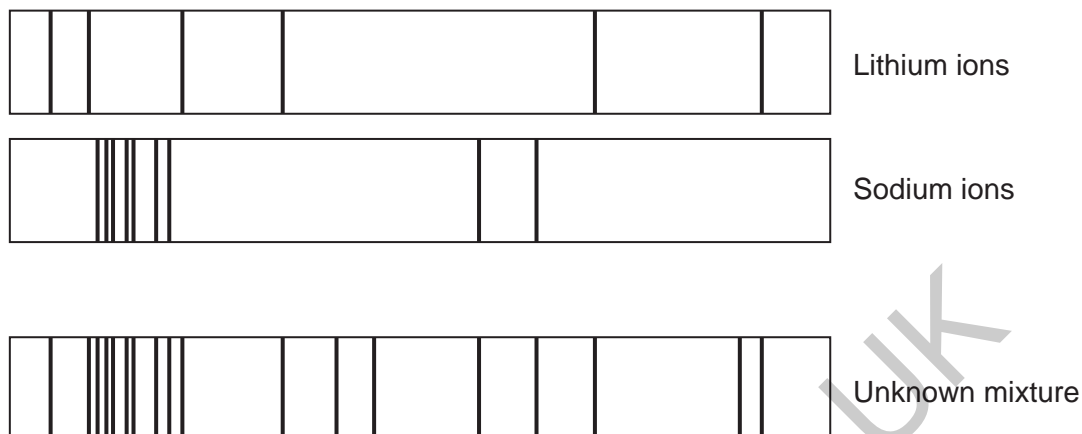
GRADEUP.UK

- (b) The student uses an emission spectroscopy machine to find out the metal ions in some other compounds.

They test a compound that contains lithium ions and a compound that contains sodium ions.

They then test an unknown mixture.

The diagram shows the results of the emission spectrum for each of the substances they test.



- (i) Which statements about the unknown mixture are **true** and which are **false**?

Tick (✓) **one** box in each row.

	True	False
The unknown mixture contains both lithium ions and sodium ions.		
The information in the diagram is not enough to identify all the ions in the unknown mixture.		
The results show that the unknown mixture contains more than five different ions.		

[2]

- (ii) Which statement about using tests to identify ions is **true**?

Tick (✓) **one** box.

Emission spectroscopy relies on human judgement of colours.

Emission spectroscopy is more sensitive than chemical tests.

Ions cannot be identified using chemical tests alone.

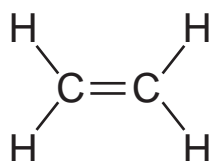
Reactions used in chemical tests are very slow.

[1]

7 Ethene is a monomer used to make poly(ethene).

Fig. 7.1 shows the structure of ethene.

Fig. 7.1



The reaction of ethene to make poly(ethene) is addition polymerisation.

(a) Draw the structure of a section of poly(ethene) formed from **three** ethene monomers.

[2]

(b)

(i) 12 000 ethene monomers join together to make a poly(ethene) molecule.

Calculate the number of carbon and hydrogen atoms in this poly(ethene) molecule.

Number of carbon atoms =

Number of hydrogen atoms =

[2]

(ii) Another poly(ethene) molecule forms when 10 000 ethene monomers join together.

Calculate the relative formula mass of this poly(ethene) molecule.

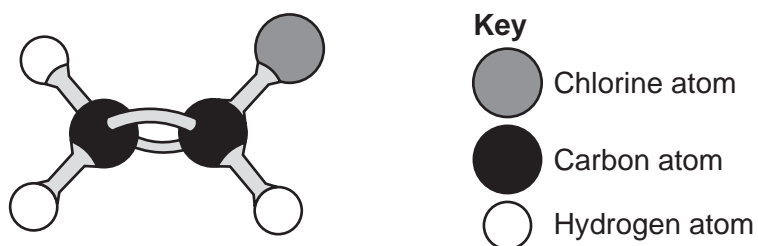
Use the Periodic Table to help you.

Relative formula mass = [2]

- (c) Chloroethene is another monomer that forms an addition polymer.

Fig. 7.2 shows a three-dimensional model of a chloroethene monomer.

Fig. 7.2



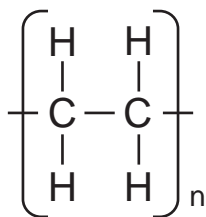
- (i) The molecular formula of ethene is C_2H_4 .

Write the molecular formula of chloroethene.

..... [1]

- (ii) Fig. 7.3 shows the structure of the repeating unit of **poly(ethene)**.

Fig. 7.3



Draw the structure of the repeating unit of **poly(chloroethene)**.

[2]

- (d)

- (i) Explain why ethene is considered to be an alkene and chloroethene is **not** an alkene.

.....

..... [2]

- (ii) Use ideas about functional groups to explain why both ethene and chloroethene can form addition polymers.

.....

..... [1]

16
BLANK PAGE

PLEASE DO NOT WRITE ON THIS PAGE

GRADEUP.UK

9

(a) Table 9.1 shows the formulae and boiling points of some alkanes.

Table 9.1

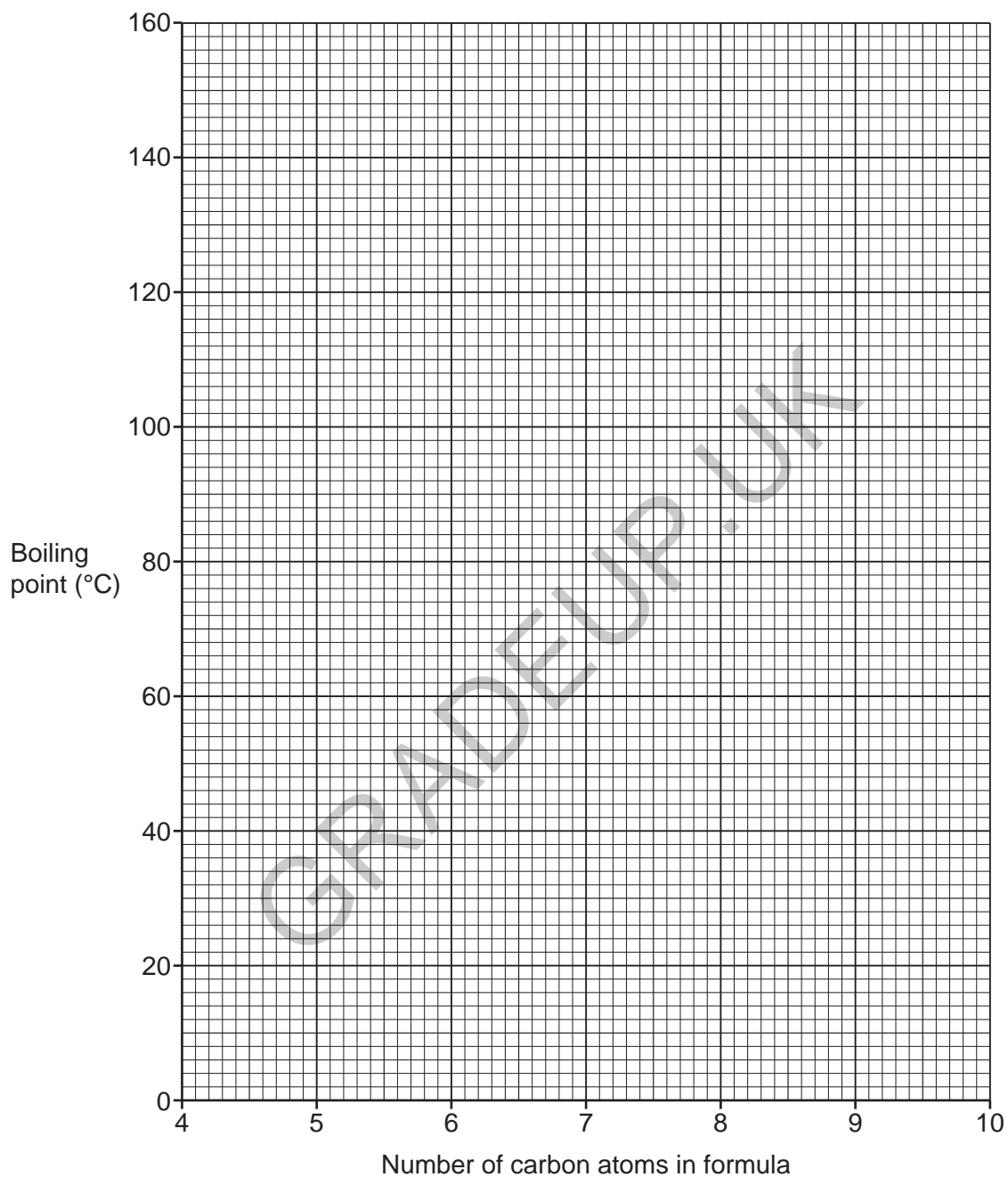
Alkane	Formula	Number of carbon atoms in formula	Boiling point (°C)
Pentane	C_5H_{12}	5	36
Hexane	C_6H_{14}	6	69
Octane	C_8H_{18}	8	125
Nonane	C_9H_{20}	9	151

GRADEUP.UK

(i) Use the data in **Table 9.1** to complete the graph.

You need to:

- plot the boiling point of each alkane
- draw a line of best fit.



[3]

(ii) Use your graph to predict the boiling point of heptane, C_7H_{16} .

Show your working on the graph.

Boiling point of heptane = °C [2]

(b) The empirical formula of an alkane is the simplest ratio of hydrogen atoms to carbon atoms.

Table 9.2 shows the molecular formula and empirical formula of some alkanes.

Complete **Table 9.2** by filling in the empirical formula for butane.

Table 9.2

Alkane	Molecular formula	Empirical formula
Ethane	C_2H_6	CH_3
Propane	C_3H_8	C_3H_8
Butane	C_4H_{10}

[1]

(c) Alkanes come from crude oil.

Why is crude oil important to modern life?

Tick (✓) **two** boxes.

Chemicals in crude oil have different boiling points.

Crude oil contains molecules with single bonds.

Crude oil is a feedstock for the petrochemical industry.

Crude oil is a main source of hydrocarbons.

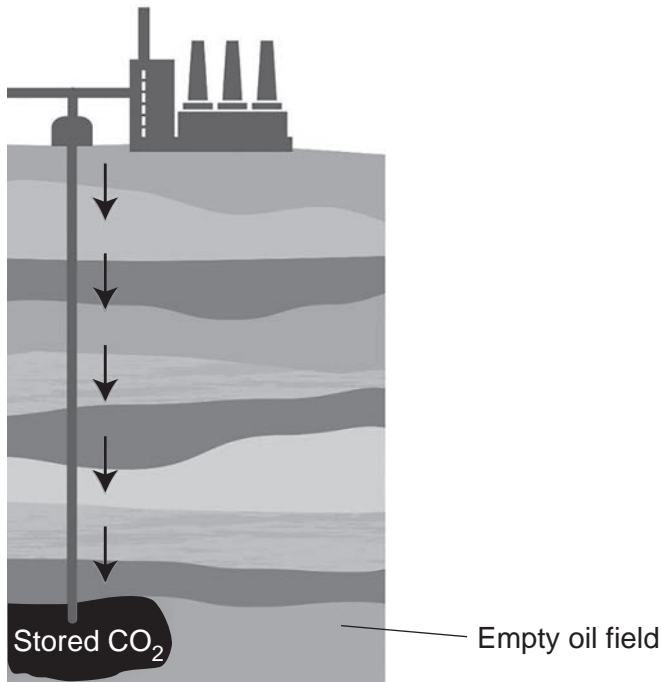
[2]

21
BLANK PAGE

PLEASE DO NOT WRITE ON THIS PAGE
Turn over for the next question

GRADEUP.UK

- (c) Scientists are developing a new scheme to remove carbon dioxide from the air and store it in empty oil fields.



Scientists make two predictions:

1. Burning fossil fuels in the UK will add 230 million tonnes of carbon dioxide to the air each year.
2. There is enough space in UK oil fields to store all this carbon dioxide for at least the next 100 years.

- (i) Which is the best estimate of the amount of carbon dioxide that can be stored in UK oil fields?

Tick (✓) **one** box.

- | | |
|--|--------------------------|
| < 2.3 × 10 ³ million tonnes | <input type="checkbox"/> |
| > 2.3 × 10 ⁴ million tonnes | <input type="checkbox"/> |
| < 2.3 × 10 ⁶ million tonnes | <input type="checkbox"/> |
| > 2.3 × 10 ⁶ million tonnes | <input type="checkbox"/> |

[1]

- (ii) The demand for energy for electricity is one factor that affects the amount of fossil fuels we burn.

State **one other** factor that affects the amount of fossil fuels we burn.

.....

..... [1]

24
BLANK PAGE

PLEASE DO NOT WRITE ON THIS PAGE

GRADEUP.UK

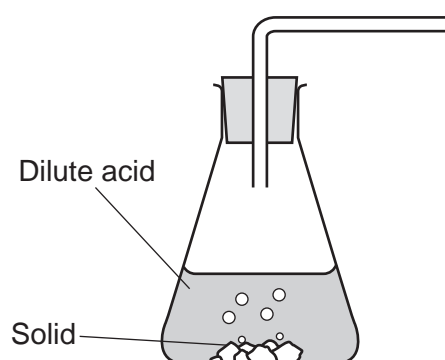
11 A student investigates the rate of reaction when a solid reacts with a dilute acid.

(a) The reaction makes a gas.

The student collects the gas in a measuring cylinder over water.

(i) **Complete** the diagram to show how the student sets up their measuring cylinder to collect the gas over water.

Include labels on your diagram.



[3]

(ii) The student finds it difficult to measure the volume accurately in the measuring cylinder.

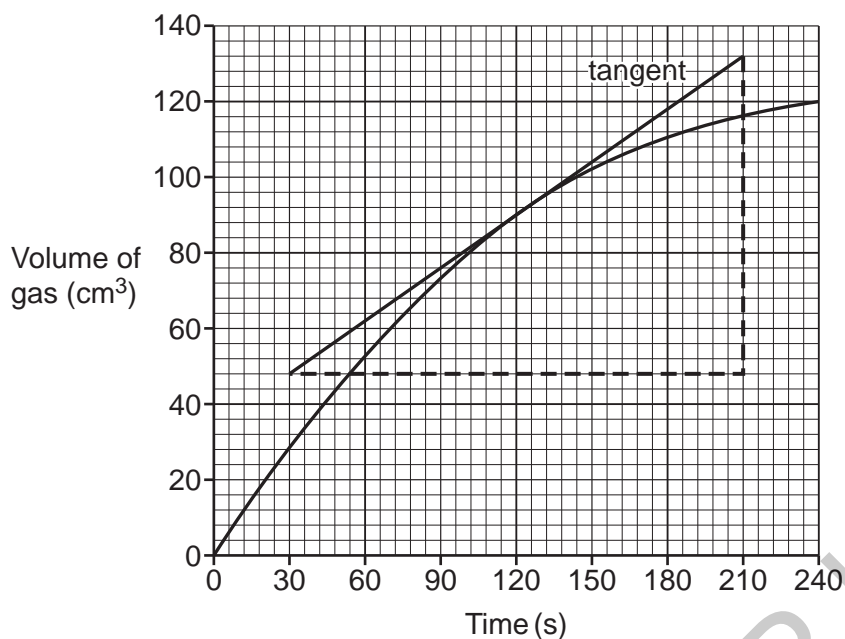
Suggest another method they could use to get more accurate readings.

.....

..... [1]

(b) The student plots a graph of their results.

The student draws a tangent to the curve at the point where time = 120 s.



(i) Calculate the gradient of the tangent shown on the graph.

Gradient = cm^3/s [3]

(ii) What information does your answer to (i) give about the reaction?

Tick (✓) **one** box.

The increase in volume and time at 180 s.

The rate of reaction at 120 s.

The time taken to make 90 cm^3 gas.

The volume of gas made in the first minute of the reaction.

[1]

- (c) The student repeats their experiment using different conditions.

The rate of the reaction increases each time.

Draw lines to connect each **change in condition** with its correct **explanation** for the increase in rate.

Change in condition	Explanation
Increased concentration of acid	Frequency of particle collision increases because surface area increases.
Increased temperature	Frequency of particle collision increases because particles are closer together.
Smaller pieces of solid	More particle collisions are successful because the energy of the particles increases.

[2]

END OF QUESTION PAPER

EXTRA ANSWER SPACE

If you need extra space use this lined page. You must write the question numbers clearly in the margin.

Lined area for writing answers, featuring a vertical margin line on the left and horizontal dotted lines for writing.

GRADEUP.UK

OCR

Oxford Cambridge and RSA

Copyright Information

OCR is committed to seeking permission to reproduce all third-party content that it uses in its assessment materials. OCR has attempted to identify and contact all copyright holders whose work is used in this paper. To avoid the issue of disclosure of answer-related information to candidates, all copyright acknowledgements are reproduced in the OCR Copyright Acknowledgements Booklet. This is produced for each series of examinations and is freely available to download from our public website (www.ocr.org.uk) after the live examination series.

If OCR has unwittingly failed to correctly acknowledge or clear any third-party content in this assessment material, OCR will be happy to correct its mistake at the earliest possible opportunity.

For queries or further information please contact The OCR Copyright Team, The Triangle Building, Shaftesbury Road, Cambridge CB2 8EA.

OCR is part of Cambridge University Press & Assessment, which is itself a department of the University of Cambridge.