

Get the right tutor, Sign up on [Gradeup.UK](https://www.gradeup.uk)



Pearson  
Edexcel

Mark Scheme (Results)

Summer 2023

Pearson Edexcel GCSE  
In Chemistry (1CH0)  
Paper 2H

GRADEUP.UK

## **Edexcel and BTEC Qualifications**

Edexcel and BTEC qualifications are awarded by Pearson, the UK's largest awarding body. We provide a wide range of qualifications including academic, vocational, occupational and specific programmes for employers. For further information visit our qualifications websites at [www.edexcel.com](http://www.edexcel.com) or [www.btec.co.uk](http://www.btec.co.uk). Alternatively, you can get in touch with us using the details on our contact us page at [www.edexcel.com/contactus](http://www.edexcel.com/contactus).

## **Pearson: helping people progress, everywhere**

Pearson aspires to be the world's leading learning company. Our aim is to help everyone progress in their lives through education. We believe in every kind of learning, for all kinds of people, wherever they are in the world. We've been involved in education for over 150 years, and by working across 70 countries, in 100 languages, we have built an international reputation for our commitment to high standards and raising achievement through innovation in education. Find out more about how we can help you and your students at: [www.pearson.com/uk](http://www.pearson.com/uk)

Summer 2023

Publications Code 1CH0\_2H\_2306\_MS

All the material in this publication is copyright

© Pearson Education Ltd 2023

## General Marking Guidance

- All candidates must receive the same treatment. Examiners must mark the first candidate in exactly the same way as they mark the last.
- Mark schemes should be applied positively. Candidates must be rewarded for what they have shown they can do rather than penalised for omissions.
- Examiners should mark according to the mark scheme not according to their perception of where the grade boundaries may lie.
- There is no ceiling on achievement. All marks on the mark scheme should be used appropriately.
- All the marks on the mark scheme are designed to be awarded. Examiners should always award full marks if deserved, i.e. if the answer matches the mark scheme. Examiners should also be prepared to award zero marks if the candidate's response is not worthy of credit according to the mark scheme.
- Where some judgement is required, mark schemes will provide the principles by which marks will be awarded and exemplification may be limited.
- When examiners are in doubt regarding the application of the mark scheme to a candidate's response, the team leader must be consulted. ♦
- Crossed out work should be marked UNLESS the candidate has replaced it with an alternative response.

Mark schemes have been developed so that the rubrics of each mark scheme reflects the characteristics of the skills within the AO being targeted and the requirements of the command word. So for example the command word 'Explain' requires an identification of a point and then reasoning/justification of the point.

Explain questions can be asked across all AOs. The distinction comes whether the identification is via a judgment made to reach a conclusion, or, making a point through application of knowledge to reason/justify the point made through application of understanding. It is the combination and linkage of the marking points that is needed to gain full marks.

When marking questions with a 'describe' or 'explain' command word, the detailed marking guidance below should be consulted to ensure consistency of marking.

Assessment Objective		Command Word	
Strand	Element	Describe	Explain
AO1		An answer that combines the marking points to provide a logical description	An explanation that links identification of a point with reasoning/justification(s) as required
AO2		An answer that combines the marking points to provide a logical description, showing application of knowledge and understanding	An explanation that links identification of a point (by applying knowledge) with reasoning/justification (application of understanding)
AO3	1a and 1b	An answer that combines points of interpretation/evaluation to provide a logical description	
AO3	2a and 2b		An explanation that combines identification via a judgment to reach a conclusion via justification/reasoning
AO3	3a	An answer that combines the marking points to provide a logical description of the plan/method/experiment	
AO3	3b		An explanation that combines identifying an improvement of the experimental procedure with a linked justification/reasoning

Question number	Answer	Additional guidance	Mark
1(a)	<p>an answer of 0.036 / 0.04 with or without working scores 2 marks</p> <p><math>134.67 - 133.59 = 1.08</math> (1)</p> <p><math>\frac{(1.08)}{30} = 0.036</math> (1)</p>	<p>1.08 with no working scores 1 mark</p> <p>allow ECF for MP2 if all 3 pieces of data have been used in MP1</p>	(2) AO2-1

Question number	Answer	Additional guidance	Mark
1(b)	<p>any two from :</p> <ul style="list-style-type: none"> <li>distance from beaker to {flame/wick/burner} (1)</li> <li>size of wick (1)</li> <li>volume of water (1)</li> <li>temperature increase of water (1)</li> <li>{size/shape/type} of beaker (1)</li> </ul>	<p>allow type of wick</p> <p>allow amount or mass for volume</p> <p>allow initial temperature of water</p> <p>ignore time</p> <p>ignore same person</p> <p>ignore volume/mass of fuel</p>	(2) AO1-2

Question number	Answer		Mark
1(c)	<p>any two from :</p> <ul style="list-style-type: none"><li>• move beaker closer to spirit burner (1)</li><li>• use a metal { calorimeter/beaker} instead of glass (1)</li><li>• use (draft) shields (1)</li><li>• place a lid on the beaker (1)</li><li>• insulate the (sides of the) beaker (1)</li></ul>	reject use a polystyrene beaker	(2) AO3-3

Question number	Answer	Additional guidance	Mark
2(a)	<p>6 or 7 points plotted correctly (2) or 4 or 5 points plotted correctly (1)</p> <p>best fit curve starting at (0,0) (1)</p>	<p>allow +/- half a square</p> <p>for MP3, curve must be a single smooth curved line going through most or all of THEIR plotted points (ecf allowed), or if the points are not visible, through most or all of the correct values</p> <p>reject curves going above or below 100cm<sup>3</sup> by more than half a square</p> <p>reject straight line / dot to dot straight lines</p> <p>bar charts - max 2 marks for plotting points if time value is clear</p>	(3) AO2-1

Question number	Answer	Additional guidance	Mark
2(b)(i)	13	answer may be given in table	(1) AO2-1

Question number	Answer	Additional guidance	Mark
2(b)(ii)	<p>An explanation linking</p> <ul style="list-style-type: none"> <li>• rate of reaction decreases / reaction is slower (1)</li> <li>• as {reactants /acid/ marble chips} are used up (1)</li> <li>• so less frequent collisions (1)</li> </ul>	<p>Note: a comparison of the rate of marble chips with that of marble powder is ignored ignore anything about rate increasing at the beginning / starts fast</p> <p>allow (rate of) reaction slows down ignore references to volumes of gas produced ignore reaction stops</p> <p>allow {concentration/amount} of acid decreases / marble chips getting smaller allow {marble chips <u>have</u> / acid <u>has</u>} reacted allow less {reactants/ marble chips/ acid} available ignore limiting factor/ reaction is ending</p> <p>allow fewer (successful) collisions ignore less particles have less energy</p>	(3) AO3-2

Question number	Answer	Additional guidance	Mark
2(c)	graph to show <ul style="list-style-type: none"> <li>• initial line steeper and to the left (1)</li> <li>• line levelling off at 100 cm<sup>3</sup> before 5 minutes (1)</li> </ul>	there must be a line from part (a) to award these marks if lines are not labelled, make a reasonable assumption about which is C  mark independently.  line should start from start of original line  all levelling off within half a square of original line	(2) AO3-2

GRADEUP.UK

Question number	Answer	Additional guidance	Mark
3(a)	<p>An explanation linking</p> <ul style="list-style-type: none"> <li>1 <u>electron</u> (1)</li> <li>in outer shell(s) (1)</li> </ul>	<p>allow 1 is the last number of the electronic configuration (1)  ignore electronic configurations written out  reject incorrect number of electrons</p> <p>MP2 depends on MP1  for outer allow {highest energy / last}  for shell allow ring, energy level, orbital</p> <p>allow:  1 outer electron (2)  1 valence electron (2)  have to lose 1 electron to get full outer shell (2)  same number of electrons in outer shell (1)  forms a +1 ion by losing one electron (1)</p>	(2) AO1-1

Question number	Answer	Mark
3(b)	<p>C soft enough to be cut by a knife / low melting point is the only correct answer</p> <p>A and D are incorrect because alkali metals do not have a high density  B is incorrect because alkali metal compounds are not blue in colour</p>	(1) AO1-1

Question number	Answer	Additional guidance	Mark
3(c)	$2 \text{K}(\text{s}) + \text{Br}_2(\text{g}) \rightarrow 2 \text{KBr}(\text{s})$ <p>balancing (1)  state symbol s (1)</p>	<p>allow multiples</p> <p>ignore 'two'  ignore 'solid'</p>	(2) AO2-1

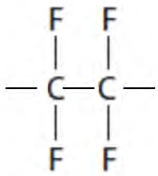
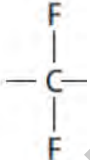
Question number	Answer	Additional guidance	Mark
3(d)(i)	<p>An explanation linking</p> <ul style="list-style-type: none"> <li>(atoms) {of same element / with same number of protons} / all contain 19 protons / same atomic number (1)</li> <li>different number of neutrons / different mass <u>number</u> / have 20, 21, 22 neutrons (1)</li> </ul>	<p>reject compound/ molecule/ ion / elements <u>s</u> once</p> <p>allow same protons ignore electrons reject different protons</p> <p>allow different / extra / more / fewer neutrons ignore different mass / relative atomic mass reject different electrons</p>	(2) AO1-1

Question number	Answer	Additional guidance	Mark
3(d)(ii)	<p>39.1348/39.135/ 39.13/ 39.1 with or without working scores 2</p> <p><math>93.25 \times 39 + 40 \times 0.02 + 6.73 \times 41 = 3913.48</math> (1)</p> <p><math>\frac{3913.48}{100} = 39.1348</math> (1)</p> <p>OR</p> <p><math>\frac{39 \times 93.25}{100}</math> and <math>\frac{0.02 \times 40}{100}</math> and <math>\frac{6.73 \times 41}{100}</math> (1)</p> <p><math>36.3675 + 0.008 + 2.7593 = 39.1348</math> (1)</p>	<p>Final answer of 39 with no working scores 0.</p> <p>Final answer of 39 rounded from correct working scores 2.</p> <p>allow rounding of values in the 3 sums</p> <p>allow ecf for MP2 if transcription error(s) e.g 93.52</p> <p>allow ecf for MP2 if formula is correct but error in calculation</p>	(2) AO2-1

Question number	Answer	Additional guidance	Mark
4(a)	proton atom molecule nanoparticle in the correct order (2)	allow  proton molecule atom nanoparticle (1)	(2) AO1-1

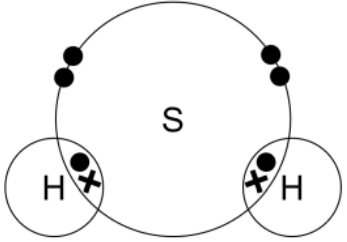
Question number	Answer	Mark
4(b)(i)	C $9.0 \times 10^{-8}$ is the only correct answer  A is incorrect as it is 90000 nanometres B is incorrect as it is 9000 nanometres D is incorrect as it is 0.09 nanometres	(1) AO2-1

Question number	Answer	Additional guidance	Mark
4(b)(ii)	<p>1:15 with or without working 3 marks</p> <p>surface area = <math>90 \times 90 \times 6 = 48\,600</math> (1)</p> <p>volume = <math>90 \times 90 \times 90 = 729\,000</math> (1)</p> <p><math>\frac{729\,000}{48\,600} = 15</math> (1)</p> <p>answer = 1 : 15</p>	<p>allow ecf</p> <p><u>surface area calculated</u> / <u>volume calculated</u> correctly evaluated (1)</p> <p>ratio 1:90 scores 2</p> <p><math>\frac{48600}{729000} = 0.066</math> (2)</p> <p><math>\frac{729000}{8100} = 90</math> (2)</p> <p><math>\frac{8100}{729000} = 0.011</math> (1)</p>	(3) AO3-2

Question number	Answer	Additional guidance	Mark
4(c)(i)	 <p style="text-align: right;">(2)</p> <p>OR</p> <p>repeat unit including:</p> <ul style="list-style-type: none"> <li>• no double bond (1)</li> <li>• rest of repeat unit with linking bonds (1)</li> </ul>	<p>allow lowercase f</p> <p>allow diagram to show 1, 2, 4 or 6 carbon atoms eg</p>  <p style="text-align: center;">2 marks</p> <p>ignore brackets around repeat unit and n</p>	(2) AO2-1

Question number	Answer	Additional guidance	Mark
4(c)(ii)	<p>Use (1)  Property (1)  Reason (1)  (Property &amp; reason MUST depend on use)</p> <p>Examples:</p> <ul style="list-style-type: none"> <li>• for coating (frying) pans (1)</li> <li>• because it is {slippery/non stick} (1)</li> <li>• food will not stick to the (frying) pan (1)</li> </ul> <p>OR</p> <ul style="list-style-type: none"> <li>• clothing /carpets (1)</li> <li>• because it is non-stick (1)</li> <li>• easy to clean / will not stain (1)</li> </ul> <p>OR</p> <ul style="list-style-type: none"> <li>• bottom of skis (1)</li> <li>• because it is slippery (1)</li> <li>• less friction on snow (1)</li> </ul>	<p>USES  allow: pans / saucepans / tennis rackets / named kitchen equipment / piping / skis</p> <p><b>ignore: sports equipment (in general) / 'kitchenware' / windows / window ledge / toothpaste</b></p> <p>PROPERTIES  allow: slippery / smooth / non-stick / unreactive / does not conduct electricity / non-toxic / high melting point</p> <p>ignore: strong / lightweight / high boiling point</p> <p>other reasonable uses include:</p> <p>lubricants - reduces friction  graft material in surgery – inert/non-reactive  prevent insects from climbing surfaces - slippery  insulation of wiring &amp; electrical circuits – does not conduct electricity/high melting point  <b>plumbers' tape</b> – flexible/waterproof  bottles – inert/non-reactive  raincoat / rainjacket – waterproof  Goretex™ clothing - waterproof  Umbrella – water repellent  flame retardant material (2) – high melting point  hair straighteners – non-stick/no hair damage</p> <p>allow any reasonable use</p>	(3) AO1-1

Question number	Answer	Mark
5(a)	B carbon dioxide is the only correct answer  A, C and D are incorrect because the <b>gas thought to be the highest percentage in the Earth's early atmosphere is carbon dioxide</b>	(1) AO3-2b

Question number	Answer	Additional guidance	Mark
5(b)	 <p>(2)</p> <p>OR</p> <p>one shared pair of electrons between S atom and each of two H atoms (1)</p> <p>rest of molecule correct (1)</p>	<p>for any marks must be molecule with two H and one S atom, but ignore shape/ bond angles unlabelled atoms can be assumed to be H and S max 1 mark if charge on molecule</p> <p>allow dots or crosses or a mixture of both allow with no circles</p> <p>ignore inner shells even if incorrect</p> <p>MP2 dependent on MP1</p>	(2) AO2-1

Question number	Answer	Additional guidance	Mark
5(c)	<p>An explanation linking any 3 from:</p> <ul style="list-style-type: none"> <li>sulfur/ S (is present as an impurity) (1)</li> <li>(when fuel burns) {impurity/sulfur} is {burned/ combusted/ oxidised/ reacts with oxygen} (1)</li> <li>sulfur dioxide/ SO<sub>2</sub> (formed) (1)</li> <li>sulfur dioxide dissolves in {rain/ water/ clouds} (1)</li> <li>sulfuric acid is formed (1)</li> </ul>	<p>ignore any references to nitrogen oxides/ nitric acid</p> <p>S + O<sub>2</sub> → SO<sub>2</sub> scores MP1, MP2 and MP3</p> <p>allow sulfur dioxide <u>reacts</u> with {rain/ water/ clouds}</p> <p>ignore sulfur dioxide mixes with {rain/ water/ clouds}</p> <p>allow forms sulfurous acid. suitable equation forming H<sub>2</sub>SO<sub>3</sub> or H<sub>2</sub>SO<sub>4</sub> scores MP3, MP4 and MP5</p>	(3) AO1-1

Question number	Answer	Additional guidance	Mark
5(d)(i)	pH meter	<p>allow pH probe</p> <p>allow universal indicator/ UI</p> <p>reject any other indicators</p> <p>ignore pH paper/ pH strips/ pH scale/ pH indicator</p>	(1) AO3-3a

Question number	Answer	Additional guidance	Mark
5(d)(ii)	<p>An explanation linking one pair from :</p> <ul style="list-style-type: none"> <li>• use {sulfuric / sulfurous} acid (rather than hydrochloric acid) (1)</li> <li>• because acid rain contains {sulfuric / sulfurous} acid / does not contain hydrochloric acid (1)</li> </ul> <p>OR</p> <ul style="list-style-type: none"> <li>• use rainwater rather than pure water (1)</li> <li>• because rainwater {does not have a pH 7 of / is not pure water} (1)</li> </ul> <p>OR</p> <ul style="list-style-type: none"> <li>• use acid with a higher pH / a pH between pH 4 and pH 6 (1)</li> <li>• because acid rain has a higher pH than 2 (1)</li> </ul>	<p>allow formulae</p> <p>allow use a less concentrated acid</p> <p>allow use a range of pH values (1) so that the effect of different pH can be found (1)</p> <p>allow a specific control variable e.g: kept at same light levels (1) because the plants may grow faster in different light conditions (1)</p> <p>ignore: use more plants/ use a variety of plants / leave for a longer time / have several sets of the experiment / repeat the experiment / water every day</p>	(2) AO3-3b

# Get the right tutor, Sign up on Gradeup.UK

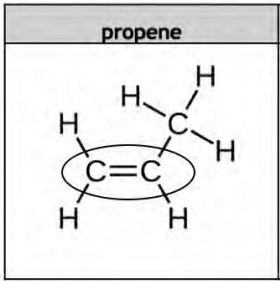
Question number	Answer	Mark
6(a)(i)	C oxidising, harmful and hazardous to the environment is the only correct answer  A, B are incorrect because none of the substances are flammable  D is incorrect because the third symbol does not mean corrosive	(1) AO1-1

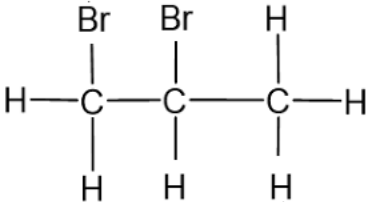
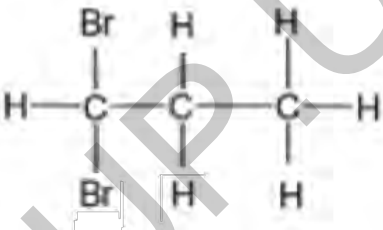
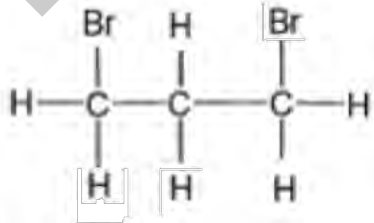
Question number	Answer	Additional guidance	Mark
6(a)(ii)	An explanation linking one pair from: <ul style="list-style-type: none"> <li>• use a fume cupboard (1)</li> <li>• because (chlorine/it) is a toxic gas (1)</li> </ul> OR <ul style="list-style-type: none"> <li>• wear gloves/ goggles/ safety glasses (1)</li> <li>• because the concentrated hydrochloric acid is corrosive (1)</li> </ul> OR <ul style="list-style-type: none"> <li>• do not dispose of any reactants / products down the drain (1)</li> <li>• because {potassium manganate/ chlorine /it} is hazardous to the environment (1)</li> </ul>	mark independently ignore any other suggestions not included in markscheme  ignore masks/ breathing apparatus/ well ventilated room allow poisonous  allow acids 'burns' skin/ eyes  allow dispose of substances correctly  allow specific hazards e.g. kills fish	(2) AO2-2

Question number	Answer	Additional guidance	Mark
6(b)	so {gas / chlorine} moves (from flask) to gas jar	ignore to deliver substances ignore to connect the apparatus / to stop gas escaping	(1) AO1-1

Question number	Answer	Additional guidance	Mark
6(c)	<p>An explanation linking:</p> <ul style="list-style-type: none"> <li>chlorine will turn the damp litmus paper (red then) white / bleached (1)</li> <li>so that you can see when the jar is full (1)</li> </ul>	<p>reject <u>chloride</u> once</p> <p>reject bleaches then turns red for MP1</p> <p>allow so you know {when to stop the reaction/ when enough chlorine has been made}/ to detect chlorine / to show that chlorine has been made / to see if chlorine is escaping</p> <p>allow gas for chlorine in MP2</p> <p>reject to test pH for MP2</p>	(2) AO2-2

Question number	Answer	Additional guidance	Mark
6(d)	$2\text{KMnO}_4 + 16\text{HCl} \rightarrow 2\text{MnCl}_2 + 2\text{KCl} + 5\text{Cl}_2 + 8\text{H}_2\text{O}$  all 6 formulae on correct sides of arrow (2) 4 or 5 formulae on correct sides of arrow (1) balancing of correct formulae only (1)	allow multiples do not penalise incorrect cases, subscripts e.g allow $\text{Cl}^2$ ignore state symbols	(3) AO2-1

Question number	Answer	Additional guidance	Mark
7(a)(i)	 <p>The diagram shows the structural formula of propene. It consists of two carbon atoms connected by a double bond (C=C). The left carbon is bonded to two hydrogen atoms (H). The right carbon is bonded to one hydrogen atom (H) and another carbon atom bonded to two hydrogen atoms (H). A circle is drawn around the C=C double bond. The word 'propene' is written above the structure.</p>	ignore any circles drawn on other molecules must not include hydrogen	(1) AO1-1

Question number	Answer	Additional guidance	Mark
7(a)(ii)	 <p>Br on neighbouring carbon atoms (1)</p> <p>rest of molecule correct with no double bond, two bromines and no extra products (1)</p>	<p>allow CH<sub>2</sub>BrCHBrCH<sub>3</sub> (1)</p> <p>OR</p>  <p>(1)</p> <p>OR</p>  <p>(1)</p> <p>ignore the molecular formula</p>	(2) AO2-1

Question number	Answer	Additional guidance	Mark
7(a)(iii)	water (1)  carbon dioxide (1)	allow H <sub>2</sub> O  allow CO <sub>2</sub>  allow answers in either order allow lowercase/non subscripts	(2) AO2-1

GRADEUP.UK

Question number	Indicative content	Mark
*7(b)	<p>Answers will be credited according to candidate's deployment of knowledge and understanding of the material in relation to the qualities and skills outlined in the generic mark scheme. The indicative content below is not prescriptive and candidates are not required to include all the material that is indicated as relevant. Additional content included in the response must be scientific and relevant.</p> <p>AO1 6 marks FERMENTATION</p> <ul style="list-style-type: none"> <li>• dissolve glucose in water to form a solution</li> <li>• place glucose solution in a suitable flask</li> <li>• add yeast to glucose solution</li> <li>• place fermentation mixture in warm room/water bath / 25-40°C</li> <li>• fit air lock or equivalent in neck of flask</li> <li>• reaction stops when bubbles stop</li> <li>• decant ethanol solution from yeast/ethanol mixture or filter out yeast</li> </ul> <p>CONCENTRATION</p> <ul style="list-style-type: none"> <li>• fractional distillation</li> <li>• place the dilute ethanol in round bottom flask /suitable vessel</li> <li>• add a fractionating column onto the round bottom flask /suitable vessel</li> <li>• and a thermometer on top of the of fractionating column</li> <li>• add condenser to top of fractionating column</li> <li>• run water into bottom of condenser</li> <li>• heat round bottom flask/vessel</li> <li>• to above boiling point of ethanol / below the boiling point of wate</li> <li>• collect concentrated ethanol from end of condenser</li> </ul> <p>Allow labelled diagrams</p>	(6)

Level	Mark	Descriptor
	0	No rewardable material.
Level 1 a basic description of either process or a very basic description of both	1-2	add yeast to glucose (1) concentrate the ethanol using fractional distillation (1) add yeast to glucose then use fractional distillation (2) use fractional distillation, heat the ethanol solution to above boiling point of ethanol (2)
Level 2 A detailed description of one of the processes or a basic description of both processes	3-4	add yeast to glucose solution and keep in at 25-35°C then use fractional distillation to concentrate (3) mix glucose in water to form a solution and add yeast and keep warm, cotton wool in neck of flask, decant yeast when bubbles stop (4) Use fractional distillation, place the dilute ethanol in round bottom flask, add a fractionating column with a thermometer add condenser to top of fractionating column. Heat the round bottom flask to above boiling point of ethanol (4)
Level 3 both processes described with one described in detail	5-6	put glucose and yeast into conical flask and warm to 35°C, use an airlock to prevent oxygen, decant ethanol solution from mixture then use fractional distillation (5) put glucose solution and yeast into conical flask and warm to around 30°C, use an airlock to prevent oxygen entering flask, decant ethanol solution from mixture then use fractional distillation, place the dilute ethanol in round bottom flask, add a fractionating column onto the round bottom flask and heat, collect concentrated ethanol from top of fractionating column (6)

Level	Mark	Descriptor
	0	<ul style="list-style-type: none"><li>• No rewardable material.</li></ul>
Level 1	1-2	<ul style="list-style-type: none"><li>• Demonstrates elements of chemical understanding, some of which is inaccurate. Understanding of scientific, enquiry, techniques and procedures lacks detail. (AO1)</li><li>• Presents a description which is not logically ordered and with significant gaps. (AO1)</li></ul>
Level 2	3-4	<ul style="list-style-type: none"><li>• Demonstrates chemical understanding, which is mostly relevant but may include some inaccuracies. Understanding of scientific ideas, enquiry, techniques and procedures is not fully detailed and/or developed. (AO1)</li><li>• Presents a description of the procedure that has a structure which is mostly clear, coherent and logical with minor steps missing. (AO1)</li></ul>
Level 3	5-6	<ul style="list-style-type: none"><li>• Demonstrates accurate and relevant chemical understanding throughout. Understanding of the scientific ideas, enquiry, techniques and procedures is detailed and fully developed. (AO1)</li><li>• Presents a description that has a well-developed structure which is clear, coherent and logical. (AO1)</li></ul>

Question number	Answer	Mark
8 (a)	D 82% is the only correct answer  A is not correct as this is percentage of hydrogen in ammonia B is not correct as this is the mass of hydrogen multiplied by the mass of nitrogen C is not correct as this is the mass of hydrogen multiplied by the mass of ammonia	(1) AO2-1

Question number	Answer	Mark
8 (b) (i)	C arrow R is the only correct answer  A, B and D are incorrect because they do not show the activation energy	(1) AO2-1

Question number	Answer	Additional guidance	Mark
8 (b) (ii)	<p>A description to include: any two for 1 mark all three for 2 marks</p> <ul style="list-style-type: none"> <li>• energy is taken in breaking bonds (in the reactants)</li> <li>• energy is given out making bonds (in the products)</li> <li>• more energy is given out than taken in</li> </ul>	<p>allow breaking bonds is endothermic</p> <p>allow forming bonds is exothermic</p> <p>allow less energy taken in than given out</p> <p>ignore products have less energy than reactants</p> <p>ignore reaction is exothermic / gives out energy alone</p> <p>for energy taken in allow : absorbed / needed / used /required</p> <p>for energy given out allow: released</p>	(2) AO1-1

Question number	Answer	Additional guidance	Mark
8 (b) (iii)	<p>-76 with or without working scores 4</p> <p>BROKEN  <math>944 + (3 \times 436) = 2252</math> (1)</p> <p>MADE  <math>2 \times (3 \times 388) = 2328</math> (1)</p> <p>DIFFERENCE            (broken) 2252 – (made) 2328 (1)</p> <p>ANSWER            = - 76 (1)</p>	<p>allow ecf</p> <p>ignore sign</p> <p>ignore sign</p> <p>MP3 for difference between their 2 values</p> <p>MP4 for correct evaluation, including correct sign, of <u>bonds broken – bonds made</u> using their values</p> <p>(+)76 scores 3            (+)1088 scores 3            (+)604 scores 3            (+)1476 scores 3            -1088 scores 2            -604 scores 2</p>	(4) AO2-1

Question number	Answer	Additional guidance	Mark
8 (c)	<p>an explanation linking</p> <p>AMMONIA ammonia {is simple molecular / has weak intermolecular forces}</p> <p>SILICON DIOXIDE silicon dioxide is {giant covalent / has strong covalent bonds} (1)</p> <p>DIFFERENCE more {heat / energy} to break bonds in silicon dioxide than intermolecular forces in ammonia</p>	<p>Mark independently</p> <p>allow weak {forces / bonds} <u>between molecules</u> allow <u>intermolecular</u> bonds reject anything ionic for MP1</p> <p>allow macromolecular reject anything ionic / simple molecular for MP2</p> <p>in MP3 mark is for saying more energy/ heat needed <b>to break the 'attractions' in silicon dioxide than in ammonia. The 'attractions' do not have to be correct.</b></p> <p>allow the energy required to break the attractions in ammonia is small and the energy required to break the attractions in silicon dioxide is large</p>	(3) AO1-1

Question number	Answer	Mark
9(a)(i)	<p>C surfacing roads    fuel for trains    fuel for large ships    is the only correct answer</p> <p>A and B are incorrect as bitumen is not used as a fuel for large ships</p> <p>D is not correct as diesel oil is not used for fuel for large ships</p>	(1) AO1-1

Question number	Answer	Additional guidance	Mark
9(a)(ii)	<p>An explanation linking</p> <ul style="list-style-type: none"> <li>• (viscosity increases down the column) as molecules are {larger/ longer/ more carbons} (1)</li> <li>• because there are stronger {intermolecular forces / forces between molecules} (1)</li> </ul>	<p>allow ORA</p> <p>allow stronger intermolecular bonds/ forces of attraction/ (surface area of) contact</p> <p>allow more intermolecular forces</p>	(2) AO1-1

Question number	Answer	Additional guidance	Mark
9(b)	$M_r \text{ of } \text{CH}_2 = 12 + (2 \times 1) = 14 \text{ (1)}$ $\frac{56}{14} = 4 \text{ (1)}$ <p>formula of Y = 4 x CH<sub>2</sub> = C<sub>4</sub>H<sub>8</sub> (1)</p> <p>formula of X = (C<sub>6</sub>H<sub>14</sub> + C<sub>4</sub>H<sub>8</sub> =) C<sub>10</sub>H<sub>22</sub> (1)</p>	<p>allow ecf throughout MP1 must be for CH<sub>2</sub></p> <p>allow 14 x 4 = 56</p> <p>allow Y has 4C and 8H C<sub>4</sub>H<sub>8</sub> without working scores MP3 only. C<sub>4</sub>H<sub>8</sub> = (4 x 12) + (8 x 1) = 56 scores MP1, 2 and 3</p> <p>for MP4 must be written as formula C<sub>10</sub>H<sub>22</sub> without working scores MP4 only</p> <p>ecf can be awarded for MP4 as long as working for alkene to be added is seen</p> <p>ignore formula of X = (C<sub>6</sub>H<sub>14</sub> + CH<sub>2</sub> =) C<sub>7</sub>H<sub>16</sub></p>	(4) AO3-1

Question number	Indicative content	Mark
9(c)	<p>Answers will be credited according to candidate's deployment of knowledge and understanding of the material in relation to the qualities and skills outlined in the generic mark scheme. The indicative content below is not prescriptive and candidates are not required to include all the material that is indicated as relevant. Additional content included in the response must be scientific and relevant.</p> <p>AO1 (3 marks) and AO2 (3 marks) Ignore any issues with methane itself e.g. it is a greenhouse gas. Ignore different colours of flame with open/ closed air hole.</p> <p>OPEN AIR-HOLE</p> <ul style="list-style-type: none"> <li>• air-hole open, allows lots of oxygen to mix with methane</li> <li>• therefore complete combustion takes place</li> <li>• <math>\text{CH}_4 + 2\text{O}_2 \rightarrow 2\text{H}_2\text{O} + \text{CO}_2</math></li> <li>• carbon dioxide and water are produced.</li> </ul> <p>CLOSED AIR-HOLE</p> <ul style="list-style-type: none"> <li>• air-hole closed, less oxygen can enter to mix with methane</li> <li>• therefore incomplete combustion takes place</li> <li>• e.g <math>2\text{CH}_4 + 3\text{O}_2 \rightarrow 2\text{CO} + 4\text{H}_2\text{O}</math> (allow other correct examples)</li> <li>• carbon monoxide can be produce</li> </ul> <p>HARMFUL EFFECTS</p> <ul style="list-style-type: none"> <li>• CO is odourless and colourless</li> <li>• carbon monoxide combines with haemoglobin in place of oxygen/ reduces capacity of blood for oxygen</li> <li>• therefore toxic</li> <li>• carbon/ soot can also be produced</li> <li>• can aggravate asthma / respiratory problems</li> <li>• soot makes buildings dirty</li> <li>• carbon dioxide and water are greenhouse gases</li> <li>• absorb heat energy radiated from Earth which is re-radiated back into the atmosphere</li> <li>• increases greenhouse effect</li> <li>• causes global warming/ climate change</li> <li>• melt polar ice caps / sea levels rise</li> </ul>	(6)

Level	Mark	Descriptor
	0	No rewardable material.
Level 1 A description of open or closed air -hole or description of one harmful effect	1-2	<p>closed air-hole gives less oxygen (1)</p> <p>closed air-hole gives less oxygen, open air-hole gives more oxygen (1)</p> <p>closed air-hole gives incomplete combustion (1)</p> <p>closed air-hole has less oxygen so incomplete combustion (2)</p> <p>complete combustion gives carbon dioxide (1)</p> <p>when the air-hole is open, oxygen allows complete combustion gives carbon dioxide and water (2)</p>
Level 2 Description of two of: open air-hole/ closed air hole/ harmful effect	3-4	<p>A closed air-hole gives less oxygen which produces soot and carbon monoxide which is toxic because it bonds to haemoglobin. (3)</p> <p>More oxygen gives carbon dioxide and water and incomplete combustion gives carbon monoxide and water. (4)</p> <p>Complete combustion produces carbon dioxide and water which are both greenhouse gases. Greenhouse gases absorb heat energy radiated from the earth and re-radiates it, this causes global temperatures to rise and leads to an increase in polar ice caps melting. (4)</p>
Level 3 All three aspects must be covered Description of all three of: open air-hole/ closed air-hole/ harmful effect(s)	5-6	<p>Incomplete combustion makes carbon monoxide but complete combustion produces carbon dioxide and water which are both greenhouse gases. Greenhouse gases absorb heat energy radiated from the earth and re-radiates it, this causes global temperatures to rise and leads to an increase in polar ice caps melting. (5)</p> <p>A <b>closed</b> air-hole gives incomplete combustion which produces carbon monoxide which is an odourless and colourless toxic gas. Complete combustion produces carbon dioxide and water which are both greenhouse gases. Greenhouse gases absorb heat energy radiated from the earth and re-radiates it, increases the <b>greenhouse effect and temperature of the Earth's atmosphere. (6)</b></p>

Level	Mark	Descriptor
	0	<ul style="list-style-type: none"> <li>No awardable content</li> </ul>
Level 1	1-2	<ul style="list-style-type: none"> <li>Demonstrates elements of chemical understanding, some of which is inaccurate. Understanding of scientific ideas lacks detail. (AO1)</li> <li>The explanation attempts to link and apply knowledge and understanding of scientific ideas, flawed or simplistic connections made between elements in the context of the question. (AO2)</li> </ul>
Level 2	3-4	<ul style="list-style-type: none"> <li>Demonstrates chemical understanding, which is mostly relevant but may include some inaccuracies. Understanding of scientific ideas is not fully detailed and/or developed. (AO1)</li> <li>The explanation is mostly supported through linkage and application of knowledge and understanding of scientific ideas, some logical connections made between elements in the context of the question. (AO2)</li> </ul>
Level 3	5-6	<ul style="list-style-type: none"> <li>Demonstrates accurate and relevant chemical understanding throughout. Understanding of the scientific ideas is detailed and fully developed. (AO1)</li> <li>The explanation is supported throughout by linkage and application of knowledge and understanding of scientific ideas, logical connections made between elements in the context of the question. (AO2)</li> </ul>

Question number	Answer	Additional guidance	Mark
10 (a) (i)	<p>An explanation linking one pair from:</p> <ul style="list-style-type: none"> <li>• use a (nichrome) wire instead of a wooden splint (1)</li> <li>• so the wood does not burn / as the wire will not interfere with the flame colour (1)</li> </ul> <p>OR</p> <ul style="list-style-type: none"> <li>• leave the wooden splint to soak in water longer (1)</li> <li>• so that the wooden splint does not burn when testing the sample (1)</li> </ul>	<p>allow metal loop / metal rod / platinum loop / (metal) inoculating loop</p> <p>allow use hydrochloric acid (instead of water) (1) so that the sample vaporises more easily (1)</p> <p>ignore (use hydrochloric acid) to remove impurities / sterilise</p> <p>ignore use a photometer</p>	(2) AO3-3b

Question number	Answer	Mark
10 (a) (ii)	<p>B lilac is the only correct answer</p> <p>A is incorrect as this is the colour for copper            C is incorrect as this is the colour for calcium            D is incorrect as this is the colour for lithium</p>	(1) AO1-1

Question number	Answer	Additional guidance	Mark
10 (b)	<p>A description including :</p> <ul style="list-style-type: none"> <li>• add (dilute) nitric acid (1)</li> <li>• add silver nitrate (solution) (1)</li> <li>• a white <u>precipitate</u> (1)</li> </ul>	<p>ignore warming            reject hydrochloric acid /sulfuric acid for MP1</p> <p>MP3 is dependent on addition of silver nitrate</p>	(3) AO1-1

# Get the right tutor, Sign up on Gradeup.UK

Question number	Answer	Additional guidance	Mark
10 (c) (i)	<p>2.1 scores 3 with or without working</p> $\frac{25}{1000} = 0.025 \text{ (1)}$ $0.025 \times 83 = 2.075 \text{ (1)}$ $= 2.1 \text{ (1)}$	allow ECF throughout	(3) AO2-1

Question number	Answer	Additional guidance	Mark
10 (c) (ii)	<p><math>\text{Ba}^{2+} + \text{SO}_4^{2-} \rightarrow \text{BaSO}_4</math> (3)</p> <p><math>\text{Ba}^{2+}</math> (1)</p> <p><math>\text{SO}_4^{2-}</math> (1)</p> <p><math>\rightarrow \text{BaSO}_4</math> (1)</p>	<p>allow <math>3\text{Ba}^{2+} + 3\text{SO}_4^{2-} \rightarrow 3\text{BaSO}_4</math></p> <p>incorrect balancing of correct species max 2</p> <p>reject <math>\text{Cl}^-</math></p> <p>reject <math>\text{Al}^{3+}</math></p> <p>reject <math>\text{AlCl}_3</math></p> <p>ignore any state symbols even if incorrect</p>	(3) AO2-1